


NBI Science and Technology Fund

Category: Sector Equity


Quick Facts

The fund's investment objective is to aggressively seek capital appreciation for investors over the long term (greater than five years) primarily by investing in global companies whose activities are partially focussed on scientific and technological research.

INVESTMENT HORIZON



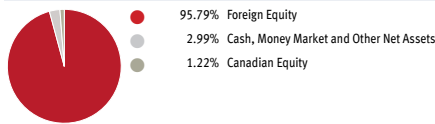
FUND VOLATILITY



STYLE	SECTOR DEVIATION	MARKET CAPITALIZATION
Value	Minimal	Small
Blend	Moderate	Mid
Growth	Wide	Large
Quantitative		

Minimum Initial Investment:	\$500
Subsequent Investment:	\$50
Systematic Investment:	\$25
Distribution Frequency:	Annually
Assets Under Management (\$M):	\$81.3
Price per Unit:	\$26.98
Inception Date:	August 3, 1995
Value of \$10,000 over 10 years:	\$44,726
Benchmark Index:	MSCI World - Info. Tech. (90%) MSCI World - Health (10%)
Management Fee/MER:	2.00% / 2.54%
Portfolio Manager:	Fiera Capital Corporation
Management Team:	Fiera Team

Portfolio Asset Mix (% of Net Assets)



Top Holdings (%)

Apple Inc.	12.77
iShares Global Tech ETF	9.39
Alphabet Inc.	9.08
MasterCard Inc., Class A	9.05
Oracle Corp.	8.92
Analog Devices Inc.	8.29
Keyence Corp.	8.08
SAP SE	6.75
Taiwan Semiconductor Manufacturing Co. Ltd., ADR	4.39
Microsoft Corp.	3.43
Total of Top Holdings of the Fund (% of Net Assets):	80.15
Total Number of Securities Held:	24

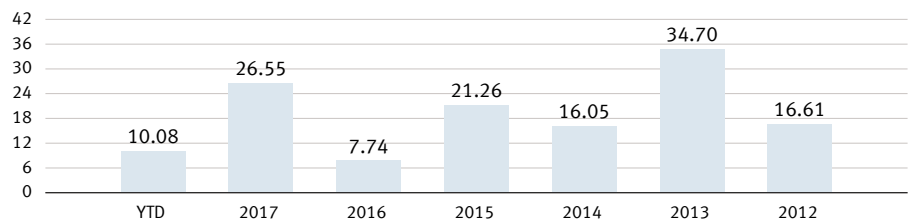
Sector Allocation (%)

Information Technology	89.95
Health Care	10.05

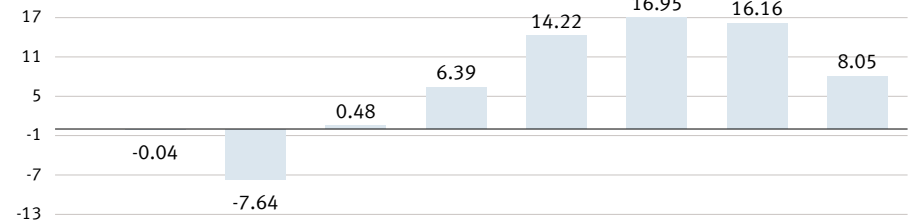
Gross Current Yield (%)

Gross Current Yield (%)	1.14
-------------------------	------

Annual Returns (%)



Annual Compound Returns (%)



	1 month	3 months	6 months	1 year	3 years	5 years	10 years	Since Inception
Fund	-0.04	-7.64	0.48	6.39	14.22	16.95	16.16	8.05

As at November 30, 2018

NBI Science and Technology Fund

Category: Sector Equity



Disclosure

NBI Mutual Funds (the "Funds") are offered by National Bank Investments Inc., a wholly owned subsidiary of National Bank of Canada. Commissions, trailing commissions, management fees and expenses all may be associated with investments in the Funds. Please read the prospectus of the Funds before investing. The indicated rates of return are the historical annual compounded total returns which include changes in the value of securities and reinvestment of all distributions and do not take into account sales, redemption, distribution or optional charges or income taxes payable by any unitholder that would have reduced returns. The Funds' securities are not insured by the Canada Deposit Insurance Corporation or by any other government deposit insurer. For money market funds, there can be no assurances that a fund will be able to maintain its net asset value per security at a constant amount or that the full amount of the investment in a fund will be returned. The Funds are not guaranteed, their values change frequently and past performance may not be repeated.