

NBI Precious Metals Fund

Category: Precious Metals Equity

Quick Facts

The fund's investment objective is to achieve long-term growth through investment primarily in securities of companies or securities whose value is dependent upon the value of gold, silver, platinum and palladium ("Precious Metals") or strategic metals (such as rhodium, titanium, chromium, cobalt and iridium) or strategic minerals or diamonds.

INVESTMENT HORIZON

SHORT
|
|
|
|
|
|
|
|
|
|
|
|
|
|
|
|
|
 LONG

FUND VOLATILITY

LOW
|
|
|
|
|
|
|
|
|
|
|
|
|
|
|
|
|
 HIGH

STYLE	SECTOR DEVIATION	MARKET CAPITALIZATION
Value	Minimal	Small
Blend	Moderate	Mid
Growth	Wide	Large
Quantitative		

Minimum Initial Investment: \$500

Subsequent Investment: \$50

Systematic Investment: \$25

Distribution Frequency: Annually

Assets Under Management (\$M): \$23.1

Price per Unit: \$10.06

Inception Date: July 27, 1994

Value of \$10,000 over 10 years: \$13,491

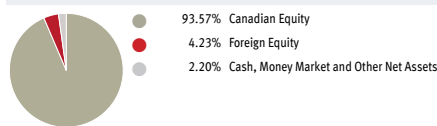
Benchmark Index: S&P/TSX Gold Index (85%)
S&P/TSX Composite Silver (10%)
S&P/TSX Precious Metal (5%)

Management Fee/MER: 2.00% / 2.46%

Portfolio Manager: Fiera Capital Corporation

Management Team: Frank Zwarts
Jean-François Gagnon

Portfolio Asset Mix (% of Net Assets)



Top Holdings (%)

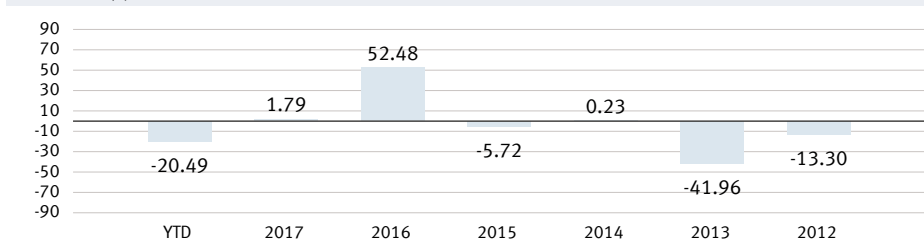
Agnico-Eagle Mines Ltd.	10.16
Barrick Gold Corp.	9.43
Franco-Nevada Corp.	8.37
Kirkland Lake Gold Inc.	7.69
B2Gold Corp.	6.32
Goldcorp Inc.	6.24
SSR Mining Inc.	4.05
Atlantic Gold Corp.	3.33
OceanaGold Corp.	3.06
Kinross Gold Corp.	3.04
Total of Top Holdings of the Fund (% of Net Assets):	61.69
Total Number of Securities Held:	31

Sector Allocation (%)

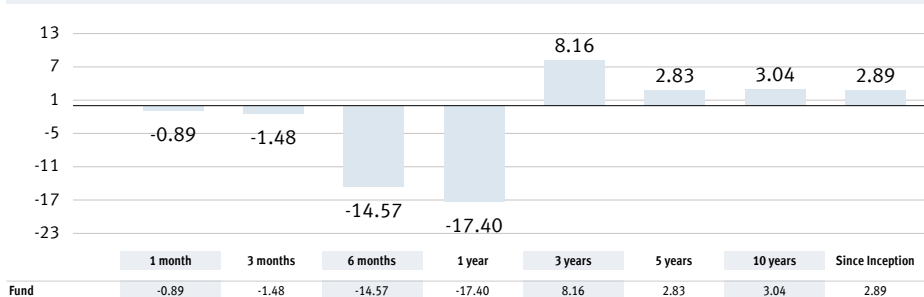
Metals & Mining	97.80
Cash, Money Market and Other Net Assets	2.20

Gross Current Yield (%) **0.71**

Annual Returns (%)



Annual Compound Returns (%)



As at November 30, 2018

NBI Precious Metals Fund

Category: Precious Metals Equity



Disclosure

NBI Mutual Funds (the "Funds") are offered by National Bank Investments Inc., a wholly owned subsidiary of National Bank of Canada. Commissions, trailing commissions, management fees and expenses all may be associated with investments in the Funds. Please read the prospectus of the Funds before investing. The indicated rates of return are the historical annual compounded total returns which include changes in the value of securities and reinvestment of all distributions and do not take into account sales, redemption, distribution or optional charges or income taxes payable by any unitholder that would have reduced returns. The Funds' securities are not insured by the Canada Deposit Insurance Corporation or by any other government deposit insurer. For money market funds, there can be no assurances that a fund will be able to maintain its net asset value per security at a constant amount or that the full amount of the investment in a fund will be returned. The Funds are not guaranteed, their values change frequently and past performance may not be repeated.