


NBI Small Cap Fund

Category: Canadian Focused Small/Mid Cap Equity


Quick Facts

The fund's investment objective is to provide long-term capital growth and preservation. The fund invests primarily in common shares of companies chosen for their growth potential. It is expected that investments in foreign securities will not exceed approximately 25% of the fund's net assets.

INVESTMENT HORIZON



FUND VOLATILITY

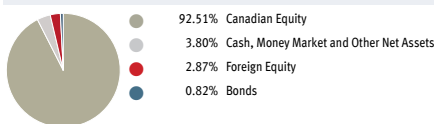


STYLE	SECTOR DEVIATION	MARKET CAPITALIZATION
Value	Minimal	Small
Blend	Moderate	Mid
Growth	Wide	Large

Quantitative

Minimum Initial Investment:	\$500
Subsequent Investment:	\$50
Systematic Investment:	\$25
Distribution Frequency:	Annually
Assets Under Management (\$M):	\$821.0
Price per Unit:	\$42.12
Inception Date:	February 25, 1988
Value of \$10,000 over 10 years:	\$23,144
Benchmark Index:	S&P/TSX Small Cap
Management Fee/MER:	2.00% / 2.53%
Portfolio Manager:	Fiera Capital Corporation
Management Team:	Marc Lecavalier

Portfolio Asset Mix (% of Net Assets)



Top Holdings (%)

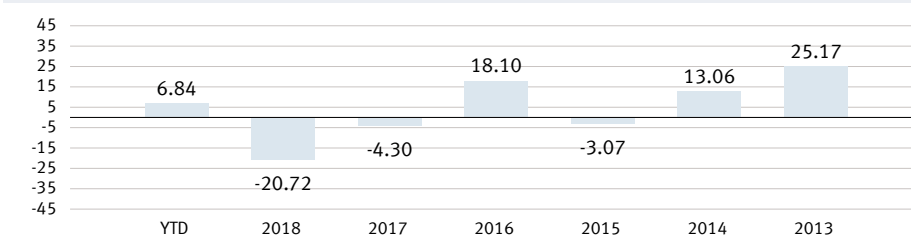
Cash, Money Market and Other Net Assets	4.62
FirstService Corp.	4.00
AG Growth International Inc.	3.72
Stella-Jones Inc.	3.63
Altus Group Ltd.	3.51
Winpak Ltd.	3.32
ECN Capital Corp.	3.30
Héroux-Devtek Inc.	3.22
Goeasy Ltd.	3.17
Sienna Senior Living Inc.	3.17
Total of Top Holdings of the Fund (% of Net Assets):	35.66
Total Number of Securities Held:	51

Sector Allocation (%)

Industrials	26.55
Materials	14.06
Energy	12.15
Real Estate	11.10
Consumer Discretionary	9.52
Financials	8.20
Information Technology	6.73
Consumer Staples	6.48
Health Care	3.67
Utilities	1.54

Gross Current Yield (%) 1.79

Annual Returns (%)



Annual Compound Returns (%)



As at January 31, 2019

NBI Small Cap Fund

Category: Canadian Focused Small/Mid Cap Equity



Disclosure

NBI Mutual Funds (the "Funds") are offered by National Bank Investments Inc., a wholly owned subsidiary of National Bank of Canada. Commissions, trailing commissions, management fees and expenses all may be associated with investments in the Funds. Please read the prospectus of the Funds before investing. The indicated rates of return are the historical annual compounded total returns which include changes in the value of securities and reinvestment of all distributions and do not take into account sales, redemption, distribution or optional charges or income taxes payable by any unitholder that would have reduced returns. The Funds' securities are not insured by the Canada Deposit Insurance Corporation or by any other government deposit insurer. For money market funds, there can be no assurances that a fund will be able to maintain its net asset value per security at a constant amount or that the full amount of the investment in a fund will be returned. The Funds are not guaranteed, their values change frequently and past performance may not be repeated.