


NBI International Index Fund

Category: International Equity

Quick Facts

The fund's investment objective is to provide long-term capital growth and protection. The fund invests primarily in securities and derivatives based on the indexes of leading countries, such as the MSCI-Europe, Australasia Far East Index.

INVESTMENT HORIZON



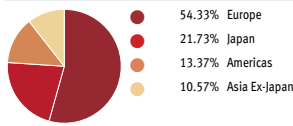
FUND VOLATILITY



STYLE	SECTOR DEVIATION	MARKET CAPITALIZATION
Value	Minimal	Small
Blend	Moderate	Mid
Growth	Wide	Large
Quantitative		

Minimum Initial Investment:	\$500
Subsequent Investment:	\$50
Systematic Investment:	\$25
Distribution Frequency:	Annually
Assets Under Management (\$M):	\$24.5
Price per Unit:	\$11.79
Inception Date:	July 29, 1998
Value of \$10,000 over 10 years:	\$20,254
Benchmark Index:	MSCI EAFE
Management Fee/MER:	0.45% / 0.66%
Portfolio Manager:	Fiera Capital Corporation
Management Team:	Craig Salway

Portfolio Asset Mix (% of Net Assets)



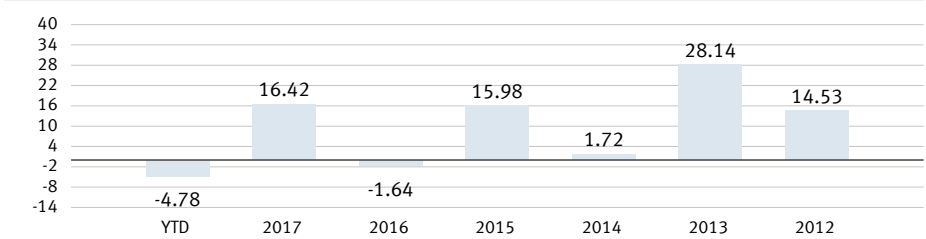
Top Holdings (%)

TOPIX STK Index	24.97
FTSE 100 Index	18.92
CAC40 Index	11.44
DAX Index	10.19
SWISS MARKET Index	9.62
SPI 200 Index	7.19
Amsterdam Index	3.76
HANG SENG Index	3.61
IBEX 35 Index	3.27
OMXS30 Index	2.92
Total of Top Holdings of the Fund (% of Net Assets):	95.89
Total Number of Securities Held:	13

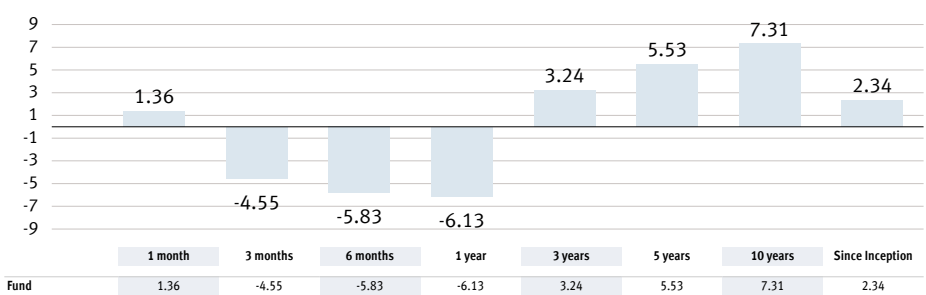
Sector Allocation (%)

Financials	19.73
Bonds	13.37
Consumer Staples	11.63
Industrials	10.85
Consumer Discretionary	9.58
Materials	8.86
Health Care	8.02
Energy	6.11
Telecommunication Services	4.31
Information Technology	4.25
Utilities	2.94
Real Estate	0.35

Annual Returns (%)



Annual Compound Returns (%)



As at November 30, 2018

NBI International Index Fund

Category: International Equity



Disclosure

NBI Mutual Funds (the "Funds") are offered by National Bank Investments Inc., a wholly owned subsidiary of National Bank of Canada. Commissions, trailing commissions, management fees and expenses all may be associated with investments in the Funds. Please read the prospectus of the Funds before investing. The indicated rates of return are the historical annual compounded total returns which include changes in the value of securities and reinvestment of all distributions and do not take into account sales, redemption, distribution or optional charges or income taxes payable by any unitholder that would have reduced returns. The Funds' securities are not insured by the Canada Deposit Insurance Corporation or by any other government deposit insurer. For money market funds, there can be no assurances that a fund will be able to maintain its net asset value per security at a constant amount or that the full amount of the investment in a fund will be returned. The Funds are not guaranteed, their values change frequently and past performance may not be repeated.