

NBI Preferred Equity Income Fund

Category: Preferred Share Fixed Income

Quick Facts

The fund's investment objective is to generate high dividend income while focusing on capital preservation. This fund invests directly, or through investments in securities of other mutual funds, in a portfolio mainly composed of preferred shares of Canadian companies and other income generating Canadian equities. It is expected that investments in foreign securities will not exceed approximately 10% of the fund's net asset value.

INVESTMENT HORIZON

SHORT
|
|
|
|
|
 LONG


FUND VOLATILITY

LOW
|
|
|
|
|
 HIGH

STYLE	SECTOR DEVIATION	MARKET CAPITALIZATION
Value	Minimal	Small
Blend	Moderate	Mid
Growth	Wide	Large
Quantitative		

Minimum Initial Investment:	\$500
Subsequent Investment:	\$50
Systematic Investment:	\$25
Distribution Frequency:	Monthly
Assets Under Management (\$M):	\$484.6
Price per Unit:	\$9.24
Inception Date:	October 30, 2015
Value of \$10,000 since inception:	\$11,287
Benchmark Index:	S&P/TSX Preferred
Management Fee/MER:	1.25% / 1.55%
Portfolio Manager:	Intact Investment Mngt Inc.
Management Team:	Benjamin Jasmin Jean-Mathieu Gareau

Portfolio Asset Mix (% of Net Assets)



Top Holdings (%)

Enbridge Inc., 4.00%, Series L	2.55
Power Financial Corp., 5.90%, Series F	2.55
Enbridge Inc., 4.89%, Series J	2.45
Westcoast Energy Inc., 5.20 %, Series 12	2.41
Canadian Imperial Bank of Commerce, 4.40%, Series 45	2.23
Toronto-Dominion Bank, 4.85%, Series 14	2.20
Power Financial Corp., 6.00%, Series I	2.15
Power Corporation of Canada, 5.60%, Series G	2.01
National Bank of Canada, 5.40%, Series 36	1.90
Bank of Montreal, 4.50 %, Class B, Series 40	1.64
Total of Top Holdings of the Fund (% of Net Assets):	22.09
Total Number of Securities Held:	159

Sector Allocation (%)

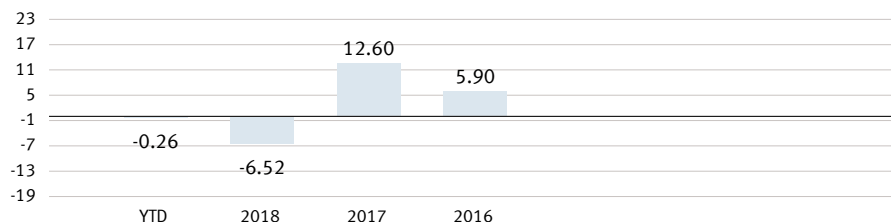
Financials	64.76
Energy	20.61
Utilities	6.37
Real Estate	4.42
Communication Services	3.12
Consumer Staples	0.68

Credit Rating (%)

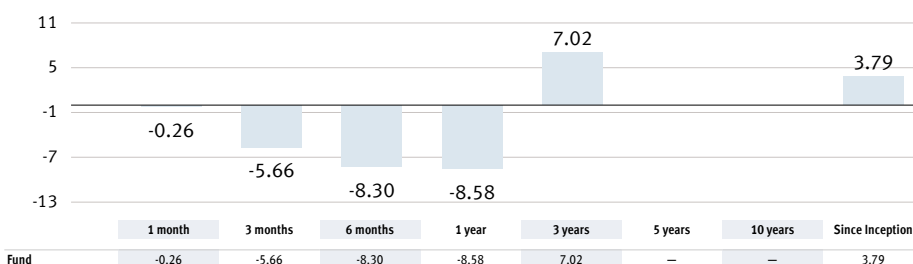
P1.5	15.96
P2	47.16
P2.5	18.67
P3	18.20

Gross Yield to Maturity (%) ¹	5.42
Gross Current Yield (%) ²	5.42

Annual Returns (%)



Annual Compound Returns (%)



¹ The rate of return anticipated on a bond if it is held until the maturity date expressed as an annual rate. It is assumed that all coupons are reinvested at the same rate.

² Annual income paid by a bond or a stock, expressed as a percentage of its current market price. It does not include any capital gains or losses that may be realized upon maturity. Please carefully read the legal notices contained in the disclosure page.

As at January 31, 2019

NBI Preferred Equity Income Fund

Category: Preferred Share Fixed Income



Disclosure

NBI Mutual Funds (the "Funds") are offered by National Bank Investments Inc., a wholly owned subsidiary of National Bank of Canada. Commissions, trailing commissions, management fees and expenses all may be associated with investments in the Funds. Please read the prospectus of the Funds before investing. The indicated rates of return are the historical annual compounded total returns which include changes in the value of securities and reinvestment of all distributions and do not take into account sales, redemption, distribution or optional charges or income taxes payable by any unitholder that would have reduced returns. The Funds' securities are not insured by the Canada Deposit Insurance Corporation or by any other government deposit insurer. For money market funds, there can be no assurances that a fund will be able to maintain its net asset value per security at a constant amount or that the full amount of the investment in a fund will be returned. The Funds are not guaranteed, their values change frequently and past performance may not be repeated.