

NBI Canadian Equity Growth Fund - F Series


Category: Canadian Equity



Quick Facts

The fund's investment objective is to provide investors with superior investment returns over the long term, having regard for the safety of capital. The fund invests in a diversified portfolio of primarily Canadian equities. It is expected that investments in foreign securities and foreign currencies will not exceed approximately 49% of the fund's net asset value.

INVESTMENT HORIZON



FUND VOLATILITY

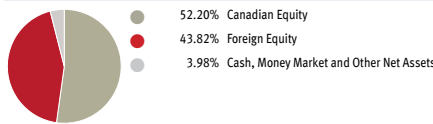


STYLE	SECTOR DEVIATION	MARKET CAPITALIZATION
Value	Minimal	Small
Blend	Moderate	Mid
Growth	Wide	Large

Quantitative

Minimum Initial Investment:	\$500
Subsequent Investment:	\$50
Systematic Investment:	\$25
Distribution Frequency:	Annually
Assets Under Management (\$M):	\$870.2
Price per Unit:	\$13.23
Inception Date:	December 24, 2013
Value of \$10,000 since inception:	\$13,639
Benchmark Index:	S&P/TSX Composite
Management Fee/MER:	0.75% / 1.04%
Portfolio Manager:	Mackenzie Financial Corporation
Management Team:	Dina DeGeer David Arpin

Portfolio Asset Mix (% of Net Assets)



Top Holdings (%)

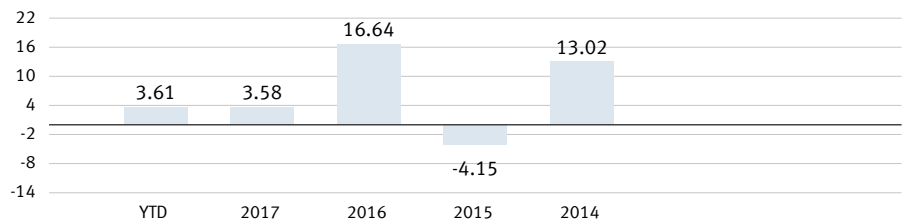
Royal Bank of Canada	5.15
Accenture PLC, Class A	5.04
Aon PLC	5.02
CCL Industries Inc.	4.71
Stryker Corp.	4.40
Becton Dickinson and Co.	4.32
Royal Philips Electronics NV	4.25
Stantec Inc.	4.06
CAE Inc.	4.05
Cash, Money Market and Other Net Assets	3.98
Total of Top Holdings of the Fund (% of Net Assets):	44.98
Total Number of Securities Held:	32

Sector Allocation (%)

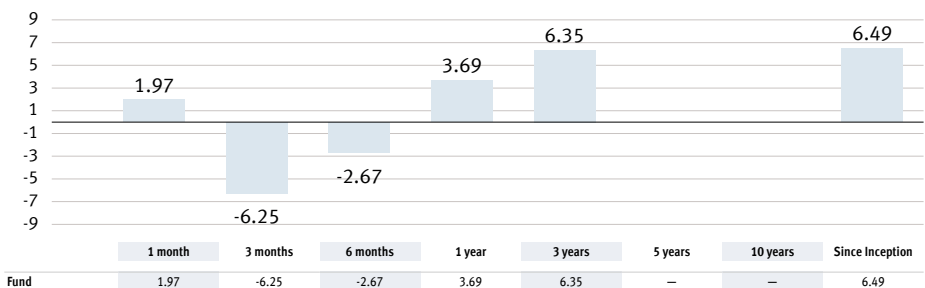
Financials	18.95
Industrials	18.51
Health Care	15.73
Information Technology	10.72
Materials	9.55
Consumer Discretionary	8.21
Energy	7.18
Consumer Staples	7.08
Telecommunication Services	4.07

Gross Current Yield (%) 1.82

Annual Returns (%)



Annual Compound Returns (%)



NBI Canadian Equity Growth Fund - F Series

Category: Canadian Equity



Disclosure

NBI Mutual Funds (the "Funds") are offered by National Bank Investments Inc., a wholly owned subsidiary of National Bank of Canada. Commissions, trailing commissions, management fees and expenses all may be associated with investments in the Funds. Please read the prospectus of the Funds before investing. The indicated rates of return are the historical annual compounded total returns which include changes in the value of securities and reinvestment of all distributions and do not take into account sales, redemption, distribution or optional charges or income taxes payable by any unitholder that would have reduced returns. The Funds' securities are not insured by the Canada Deposit Insurance Corporation or by any other government deposit insurer. For money market funds, there can be no assurances that a fund will be able to maintain its net asset value per security at a constant amount or that the full amount of the investment in a fund will be returned. The Funds are not guaranteed, their values change frequently and past performance may not be repeated.

The Morningstar Risk-Adjusted Rating, commonly referred to as the Star Rating, relates the risk-adjusted performance of a fund to that of its category peers. To determine a fund's rating, the fund and its peers are ranked by their Morningstar Risk-Adjusted Returns. If a fund scores in the top 10% of its fund category, it receives five stars (High); if it falls in the next 22.5%, it receives four stars (Above Average); a place in the middle 35% earns a fund three stars (Neutral or Average); those in the next 22.5% receive two stars (Below Average); and the lowest 10% get one star (Low).

The overall Star Rating for a fund is a weighted combination of its three, five, and ten year ratings. If a fund has less than three years' performance history, it is not rated. If it has at least three but less than five years' history, its overall rating is equal to its three-year rating. If it has at least five but less than ten years' history, its overall rating is equal to 60% five-year rating and 40% three-year rating. If it has at least ten years' history, its overall rating is equal to 50% ten-year rating, 30% five-year rating and 20% three-year rating. Morningstar Risk-Adjusted Ratings are recalculated monthly.

© 2018 Morningstar Research Inc. All rights reserved. The information contained herein (1) is proprietary to Morningstar and/or its service providers; (2) may not be copied or distributed; and (3) is not represented or warranted to be accurate, correct, complete or timely. Neither Morningstar nor its content providers are responsible for any damages or losses arising from any use of this information. For greater detail see www.morningstar.ca.