

# NBI Unconstrained Fixed Income Fund - F Series

Category: Global Fixed Income


## Quick Facts

The fund's investment objective is to maximize total return, consistent with preservation of capital. The Fund invests, directly or indirectly through investments in securities of other mutual funds or through the use of derivatives, in a diversified portfolio composed mainly of fixed-income securities of issuers located throughout the world with various maturities and credit ratings.

### INVESTMENT HORIZON

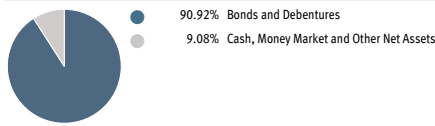


### FUND VOLATILITY



Minimum Initial Investment:	\$500
Subsequent Investment:	\$50
Systematic Investment:	\$25
Distribution Frequency:	Monthly
Assets Under Management (\$M):	\$475.9
Price per Unit:	\$9.46
Inception Date:	November 28, 2016
Value of \$10,000 since inception:	\$9,615
Benchmark Index:	3-Month CDOR
Management Fee/MER:	0.75% / 0.95%
Portfolio Manager:	Janus Capital Management LLC
Management Team:	Bill Gross

## Portfolio Asset Mix (% of Net Assets)



### Top Holdings (%)

Government of the United States, 2.38 %, 2021-03-15	9.20
Sumitomo Mitsui Banking Corp, 2.05 %, 2019-01-18	5.56
Bank of Montreal, 1.50 %, 2019-07-18	4.21
MUFG Bank Ltd., 2.35 %, 2019-09-08	3.21
Jefferies Group Inc., 8.50 %, 2019-07-15	2.93
Ally Financial Inc., 3.50 %, 2019-01-27	2.90
Toronto-Dominion Bank, 1.95 %, 2019-01-22	2.83
BNP Paribas SA, 2.45 %, 2019-03-17	2.61
Bank of America Corp., 5.49 %, 2019-03-15	2.21
Sumitomo Mitsui Banking Corp, 1.97 %, 2019-01-11	2.17
<b>Total of Top Holdings of the Fund (% of Net Assets):</b>	<b>37.83</b>
<b>Total Number of Securities Held:</b>	<b>120</b>

### Allocation by Maturity (%)


Under one year	82.91
From 1 year to 5 years	15.60
From 5 years to 10 years	1.49

<b>Average Duration (Years)</b>	<b>0.61</b>
<b>Average Maturity (Years)</b>	<b>0.71</b>
<b>Gross Yield to Maturity (%)</b>	<b>3.40</b>
<b>Gross Current Yield (%)</b>	<b>2.95</b>

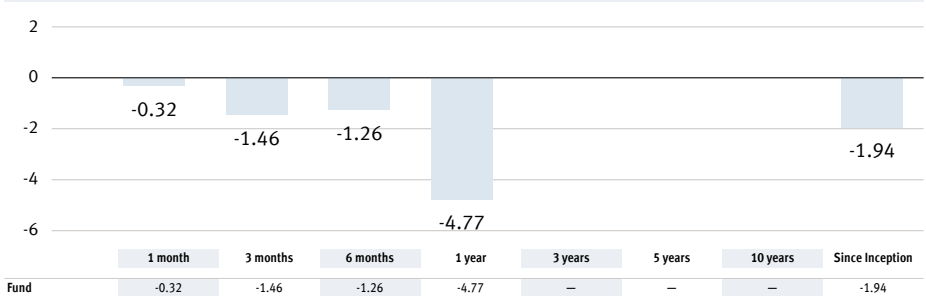
### Currency Exposure (%)

United States	57.71
Canada	13.68
Japan	12.59
Other countries	10.40
Netherlands	5.22

## Annual Returns (%)



## Annual Compound Returns (%)



As at November 30, 2018

## NBI Unconstrained Fixed Income Fund - F Series

Category: Global Fixed Income



### Disclosure

NBI Mutual Funds (the "Funds") are offered by National Bank Investments Inc., a wholly owned subsidiary of National Bank of Canada. Commissions, trailing commissions, management fees and expenses all may be associated with investments in the Funds. Please read the prospectus of the Funds before investing. The indicated rates of return are the historical annual compounded total returns which include changes in the value of securities and reinvestment of all distributions and do not take into account sales, redemption, distribution or optional charges or income taxes payable by any unitholder that would have reduced returns. The Funds' securities are not insured by the Canada Deposit Insurance Corporation or by any other government deposit insurer. For money market funds, there can be no assurances that a fund will be able to maintain its net asset value per security at a constant amount or that the full amount of the investment in a fund will be returned. The Funds are not guaranteed, their values change frequently and past performance may not be repeated.